



YONOH (BIO)

YONOH is a design studio founded in Valencia in 2006 by Clara del Portillo and Alex Selma, two industrial designers who have united their creative interests. They work in the fields of product, graphic and interior design, with projects that stand out for their simplicity and functionality and designs with the emphasis on originality and innovation.


YONOH has been singled out to receive leading international design awards like the Red Dot, If Design Award and Wallpaper* Design Award, among others.

YONOH es un estudio de diseño fundado en 2006 en Valencia por Clara del Portillo y Alex Selma, ambos diseñadores industriales. Uniendo sus inquietudes creativas trabajan en diseño de producto, gráfico e interiorismo. YONOH crea proyectos que se diferencian por su simplicidad y funcionalidad, diseños que respiran frescura y singularidad. YONOH ha sido galardonado con los premios de diseño más prestigiosos a nivel internacional, como el Red Dot, If Design Award, Good Design o Wallpaper* Design Award entre otros.




lins

by YONOH



'LINS by YONOH' plays with light, using crisscrossing lines to generate visual effects perfect for transforming wall surfaces into huge murals. 'LINS by YONOH' takes advantage of the subtlety of lines as opposed to differing levels, so that shadow play and volumes are generated by the actual delicacy of the lines. The collection's choice of neutral Mediterranean colours reflects its restful spirit.

'LINS by YONOH', juega con la luz para conseguir un efecto visual a partir de cruces de líneas, composiciones con las que generar murales infinitos. 'LINS by YONOH' apuesta por la sutileza de las líneas en lugar de profundizar en el desnivel, consiguiendo así que sea la propia delicadeza de las líneas las que hagan juegos de sombras que generan volúmenes. La selección de colores neutros y mediterráneos forman parte del espíritu tranquilo de la colección diseñada.









LINS MOONLIGHT


PASTA BLANCA — WHITE BODY TILE



LINS MINT · ENC. DROP WOOD WHITE · LAV. DROP CREAM · ESPEJO DROP



21023 LINS SUNSET Q-6
(20x20 cm) (7 7/8x7 7/8")
4models / modelos




21024 LINS PUMPKIN Q-6
(20x20 cm) (7 7/8x7 7/8")
4models / modelos

NEW




21716 LINS MOONLIGHT Q-6
(20x20 cm) (7 7/8x7 7/8")
4models / modelos


NEW



21718 LINS GREY Q-6
(20x20 cm) (7 7/8x7 7/8")
4models / modelos



21020 LINS TAUPE Q-6
(20x20 cm) (7 7/8x7 7/8")
4models / modelos




21019 LINS BROWN Q-6
(20x20 cm) (7 7/8x7 7/8")
4models / modelos


NEW



21717 LINS WHITE Q-6
(20x20 cm) (7 7/8x7 7/8")
4models / modelos



21022 LINS MINT Q-6
(20x20 cm) (7 7/8x7 7/8")
4models / modelos



21021 LINS TEAL Q-6
(20x20 cm) (7 7/8x7 7/8")
4models / modelos

TECHNICAL CHARACTERISTICS

CEMENT	GLASS	STONE	CERAMIC	METAL	RESIN	SHOWER WALL	SHOWER FLOOR	INDOOR	OUTDOOR	SHADE VARIATION	MATT	GLOSS	HANDMADE DECORS	NO FIRING DECOR	CLEANING NON-ABRASIVE	MESH	FLOOR TRAFFIC

PACKING

SELF UNIT	SELF	PIECES	PIECES	PIECES	m ²	sq ft	WEIGHT	WEIGHT	BOXES	m ²	sq ft	CHP	THICKNESS	THICKNESS
PIECE	UNIT	BOX	BOX	BOX	BOX	BOX	BOX (kg)	BOX (lb)	PALLET	PALLET	PALLET	SIZE	(mm)	(inch)
		25	2	26	1.04	11.19	16.2	40.04	72	74.88	806		9	0.35