




Frozen

White body wall tiles





Frozen-W Lined



Essence Nut_15*90

Frozen

White body wall tiles



40 * 120 cm | 16 * 48"

FROZEN



40 * 120 * 0,7 cm | 16 * 48"

RECTIFIED	NATURAL
	BN101
w	23375

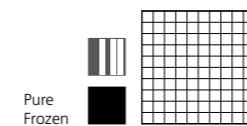
FROZEN PRISM



40 * 120 * 0,86 cm | 16 * 48"

RECTIFIED	NATURAL
	BN102
w	23376




D.WHITE MIX MOSAIC



30 * 30 cm | 12 * 12"

NO RECTIFIED	NATURAL
	P44
D.WHITE MIX MOSAIC	22615

33,3 * 100 cm | 13 * 39"



FROZEN




33,3 * 100 * 0,7 cm | 13 * 39"

RECTIFIED	NATURAL
	BN65
w	20585



10 * 100 * 0,7 cm | 3,9 * 39"

RECTIFIED	NATURAL
	BN105
w	23825



8 * 33,3 * 0,7 cm | 3 * 13"

RECTIFIED	NATURAL
	BN106
w	23826

FROZEN LINED



33,3 * 100 * 0,7 cm | 13 * 39"

RECTIFIED	NATURAL
	BN66
w	22305

FROZEN MOSAIC



33,3 * 100 * 0,7 cm | 13 * 39"

RECTIFIED	NATURAL
	BN66
w	21372

*D. FROZEN WAVES



33,3 * 100 * 0,7 cm | 13 * 39"

RECTIFIED	NATURAL
	P85
D.FROZEN WAVES	22333

7mm



19182 ALUMINIO/120 _ 120 * 0,5 cm | 48 * 0,2" _ P44



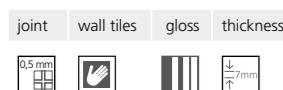
22245 ALUMINIO/100 _ 100*0,5 cm | 39 * 0,2" _ P42



26153 L. GOLDEN/MAT/100 _ 100 * 0,5 cm | 39 * 0,2" _ P42

* No se aconseja su uso en zonas con presencia de vapor. | Not suitable for environments where water vapour is present.

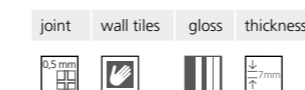
CARACTERÍSTICAS TÉCNICAS | TECHNICAL CHARACTERISTICS



EMBALAJE | PACKING

Formato Sizes	Cajas Boxes			Pallet			Cont./20' 21500 kg.	Cont./20' 24000 kg.	
	Piezas	m ² / sq.m	kg	Cajas	m ² / sq.m	kg			Tamaño cm aprox.
cm									
40 * 120 * 0,7	5	2,36	27,50	20	47,20	574	120 * 75 * 54	1767,94	1973,52
inch	Units	ft ²	lb	Boxes	ft ²	lb	Sizes inch approx.	ft ²	ft ²
15 9/16 * 46 15/16 * 1/4	5	25,40	60,64	20	508,06	1265,67	47 1/4 * 29 1/2 * 21 1/4	19030,15	21242,96

CARACTERÍSTICAS TÉCNICAS | TECHNICAL CHARACTERISTICS



EMBALAJE | PACKING

Formato Sizes	Cajas Boxes			Pallet			Cont./20' 21500 kg.	Cont./20' 24000 kg.	
	Piezas	m ² / sq.m	kg	Cajas	m ² / sq.m	kg			Tamaño cm aprox.
cm									
33,3 * 100 * 0,7	6	2	26,60	24	48	663	118 * 110 * 48	1556,56	1737,56
inch	units	ft ²	lb	Boxes	ft ²	lb	Sizes Inch approx.	ft ²	ft ²
13 1/8 * 39 3/8 * 1/4	6	21,53	58,65	24	516,67	1461,92	46 7/16 * 43 5/16 * 18 7/8	16754,82	18703,06

(Los pesos aquí reflejados pueden sufrir ligeras variaciones en función del lote de producción. | Weights shown here may slightly vary depending on the production lot.)

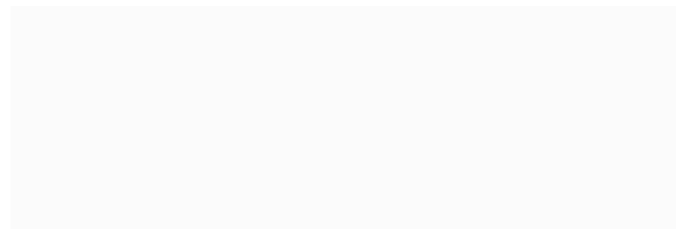


Frozen


White body wall tiles

32 * 90 cm | 13 * 36"

FROZEN W



TYCHO W



20347 L IRON ANTHRACITE _ 1,5 * 90 cm | 0,6 * 36" _ P38



20348 L IRON MOCCHA _ 1,5 * 90 cm | 0,6 * 36" _ P38



17317 L NORIAN-N/90/R _ 0,8 * 90 cm | 0,3 * 36" _ P32



07021 ACERO/90 _ 1,5 * 90 cm | 0,6 * 36" _ P30

D. NUKA

D. NUKA H



D. NUKA G



30 * 30 cm | 12 * 12"

NO RECTIFIED NATURAL P50

D. NUKA-H 19248

D. NUKA-G 20296

FROZEN



32 * 90 * 1,05 cm | 13 * 36"

RECTIFIED NATURAL BN29


W 17393



NO RECTIFIED NATURAL BN21

W 17131

TYCHO



32 * 90 * 1,05 cm | 13 * 36"

RECTIFIED NATURAL BN36


W 19868



NO RECTIFIED NATURAL BN25

W 19397

D.PURE MOSAIC




30 * 30 cm | 12 * 12"

NO RECTIFIED NATURAL P64

D. PURE MOSAIC 22332

D. PLAYFUL



30 * 30 cm | 12 * 12"

NO RECTIFIED NATURAL P50

D. PLAYFUL 19250

CARACTERÍSTICAS TÉCNICAS | TECHNICAL CHARACTERISTICS

joint wall tiles gloss



EMBALAJE | PACKING

Formato Sizes	Cajas Boxes			Pallet			Cont./20' 21500 kg.	Cont./20' 24000 kg.	
	Piezas	m2/ sq.m	kg	Cajas	m2/ sq.m	kg			Tamaño cm aprox.
cm									
32 * 90 * 1,05	4	1,15	20,90	56	64,40	1194	120 * 80 * 105	1159,63	1294,47
33 * 91 * 1,05	4	1,20	21,80	51	61,20	1136	120 * 80 * 106	1158,27	1292,96
inch	Units	ft2	lb	Boxes	ft2	lb	Sizes inch approx.	ft2	ft2
12 5/8 * 35 7/16 * 7/16	4	12,38	46,08	56	693,20	2632,77	47 1/4 * 31 1/2 * 41 5/16	12482,27	13933,70
13 * 35 13/16 * 7/16	4	12,92	48,07	51	658,76	2504,88	47 1/4 * 31 1/2 * 41 3/4	12467,67	13917,40

(Los pesos aquí reflejados pueden sufrir ligeras variaciones en función del lote de producción. Weights shown here may slightly vary depending on the production lot.)

Frozen

White body wall tiles

Tycho-W Frozen-W_90
Shark-S_90*90 L