

GLO
CAL

CEMENTING A NEW STYLE

MIRAGE®


GLOCAL

CEMENTING A NEW STYLE



SOFT LIFE LIVING ROOM

P. 10




FRESH TASTE KITCHEN

P. 16



OUT DOOR INDOOR / OUTDOOR

P. 20



NATURAL POWER BATHROOM / WELLNESS

P. 26



JOIN UP RESTAURANT, HOTEL AND OFFICE

P. 32

IT **Essenzialità, neutralità e matericità** sono le chiavi interpretative che hanno guidato la realizzazione di **Glocal**, la nuova collezione di **cemento rasato in gres porcellanato Mirage**. Tutta la storia dell'architettura moderna e contemporanea, dalle origini della corrente brutalista di Le Corbusier alle casseformi giapponesi di Tadao Ando, ha infatti visto **il cemento come uno dei materiali più utilizzati all'interno del panorama del design**, poiché permette ad ogni progettista di configurare e di **personalizzare gli spazi seguendo specifiche esigenze stilistiche e arredative**.

La forza del cemento sta nella **neutralità**, nell'**ecletticità arredativa** e nella capacità di poter racchiudere tutta l'identità materica del prodotto ceramico al fine di trasformarlo in un **vero contenitore capace di valorizzare tutti i tipi di finiture e di elementi d'arredo**. Mirage ha perfezionato questa caratteristica tipica del cemento spatolato, proponendo una collezione che si esprime in modo delicato e leggero attraverso texture pulite, che richiama **l'anima del cemento nella sua veste più tipicamente originale**, senza trascurare una selezionata ricerca di **sottili dettagli**.

GB **Essential, neutral and tactile** are the interpretative features that have been shaped into **Glocal**, the new **smooth concrete collection in Mirage porcelain stoneware**. In the history of modern and contemporary architecture, from the origins of Le Corbusier's brutalist current to Tadao Ando's Japanese formwork, **concrete has been one of the most widely used materials in the design scene**, as it allows every designer to configure and **customise spaces following specific style and interior design needs**.

The power of concrete lies in its **neutrality**, its **eclectic decorating style** and its ability to embody all the tactile identity of ceramics, transforming them into an **authentic container able to enhance all types of finishes and furnishing elements**. Mirage has perfected this typical characteristic of spatulated concrete, coming up with a collection that delicately and lightly expresses clean textures, recalling the **most typically original soul of concrete**, without neglecting a selected research into **subtle details**.

FR **Essentialité, neutralité et matérialité** sont les concepts qui ont présidé à la réalisation de **Glocal**, la nouvelle collection de **béton lissé en grès cérame Mirage**. Toute l'histoire de l'architecture moderne et contemporaine, des origines du courant brutaliste de Le Corbusier aux coffrages japonais de Tadao Ando, a considéré **le ciment comme l'un des matériaux les plus utilisés dans l'univers du design**, car il permet à tout concepteur d'élaborer et de **personnaliser les espaces en se conformant aux exigences spécifiques relatives au style ou à l'aménagement**.

La force du béton tient à sa neutralité, son **adaptabilité décorative** et sa capacité à pouvoir rassembler toute l'identité du matériau céramique pour le transformer en un **véritable réceptacle mettant en valeur tous les types de finition et d'éléments d'aménagement**. Mirage a perfectionné cette propriété caractéristique du béton spatulé, proposant une collection qui s'exprime de manière délicate et légère à travers des textures propres, évoquant **l'âme du béton dans sa quintessence**, sans négliger la recherche minutieuse de **détails subtils**.

DE **Schlichtheit, Neutralität und Materialcharakter** sind die Schlüssel zur Interpretation der Kollektion **Glocal**, der neuen Kollektion von **Mirage**, die das Erscheinungsbild **des geschliffenen Zementstrichs jetzt aus Feinsteinzeug** ganz neu interpretiert.

Im Laufe der Geschichte der modernen und zeitgenössischen Architektur, von den Ursprüngen des Brutalismus von Le Corbusier bis zu den Schalungen des japanischen Architekten Tadao Ando, haben sich **Zement- und Betonböden zu einem der am häufigsten verwendeten Gestaltungsmaterialien** entwickelt. Denn dieses Material lässt dem Planer alle Freiheit, den Raum **ganz nach den stilistischen Vorlieben und Einrichtungsbedürfnisse zu konfigurieren und anzupassen**.

Die besondere Stärke von Beton und Zement sind der **neutrale Charakter** und die ausgesprochene **Vielseitigkeit beim Einrichten**. Das Material vereint die positiven Materialeigenschaften von Keramikmaterial, **eignet sich für ganz unterschiedliche Oberflächenausführungen und bringt Einrichtungs-elemente hervorragend zur Geltung**. Mirage hat diese typische Eigenschaft von Zementspachtelboden perfektioniert und eine Kollektion geschaffen, die diskrete und schlichte, aber gleichzeitig klare Texturen aufweist, die das ursprüngliche Erscheinungsbild von Zement zeigen, ohne dabei aber subtile Oberflächendetails zu vernachlässigen.

ES **Esencialidad, neutralidad y matericidad** son las claves interpretativas que guiaron la realización de **Glocal**, la nueva colección de **cemento rasado de gres porcelánico Mirage**.

Toda la historia de la arquitectura moderna y contemporánea, desde los orígenes del brutalismo de Le Corbusier a los encofrados japoneses de Tadao Ando, ha encontrado en **el cemento uno de los materiales más utilizados en el mundo del diseño**, ya que permite a todos los diseñadores configurar y **personalizar los espacios, respondiendo a específicas necesidades estilísticas y decorativas**.

La fuerza del cemento está en la **neutralidad**, en la **eclecticidad decorativa** y en la capacidad de poder encerrar toda la identidad materica del producto cerámico con el fin de transformarlo en un **auténtico contenedor que pueda valorizar todos los acabados y elementos de decoración**. Mirage ha valorizado esta característica típica del cemento espatulado, proponiendo una colección que se expresa de manera delicada y ligera a través de texturas netas pero profundas, que evocan **el alma del cemento en su representación más original**, sin obviar una búsqueda seleccionada de los más **mínimos detalles**.

RU **Простота выражения, нейтральность и фактурность** – вот ключевые интерпретативные понятия, которые легли в основу создания **Glocal**, новой коллекции плитки **Mirage из керамогранита с эффектом шлифованного цемента**. Во всей истории модернистской и современной архитектуры, от истоков брутальной архитектуры Ле Корбюзье до конструкций в виде опалубки японца Тадао Андо, **цемент всегда был наиболее используемым материалом в дизайне**, поскольку он позволяет любому проектировщику конфигурировать и **персонализировать пространство, следуя определенным стилистическим и дизайнерским требованиям**.

Сила выразительности эффекта цемента заключается в его **нейтральности, дизайнерской эклектичности** и способности проявить фактуру керамогранита, чтобы превратить его в **обрамление, способное подчеркнуть достоинства любого типа отделки или элементов обстановки**. Компании Mirage удалось поставить акцент на этой характеристике, присущей шлифованному цементу, предложив коллекцию, создающую в легкой и тонкой манере простую, но глубокую фактуру, выражающую **истинный дух материала в его наиболее оригинальном облике**, не забывая и о **тщательной проработке деталей**.

GLO CAL

CEMENTING A NEW STYLE

IT 9 tonalità neutre, che vanno dal bianco all'antracite passando per sfumature di grigio calde e fredde, oltre a 2 superfici metalliche, che ben si abbinano tra di loro e che la rendono in grado di convivere matericamente con altre collezioni in gamma Mirage, al fine di enfatizzare ulteriormente le soluzioni arredative e di design.

Ideale sia a pavimento che a rivestimento Glocal è disponibile in diversi elementi decorativi da taglio ed in terzo fuoco, che permettono di creare ricercate combinazioni grafico-geometriche.

Come da tradizione Mirage, di Glocal si estende al mondo dell'outdoor living con la proposta a catalogo EVO 2/e, il progetto di superfici per la pavimentazioni e l'arredamento degli spazi esterni. La collezione, infatti, è disponibile anche nei formati 60x60x2cm e 90x90x2cm.

GB 9 neutral shades, from white to anthracite passing through warm and cold greys, as well as 2 metallic surfaces, which can be matched together or combined elegantly with other collections in the Mirage range, to further emphasise interior design solutions.

Ideal for both floors and walls Glocal comes with a range of different decorative cut and third firing elements, used to create sophisticated graphic and geometrical combinations.

As dictated by the Mirage tradition, Glocal also supports the outdoor living world with a range in the EVO 2/e catalogue, the flooring and furnishing project dedicated to outdoor spaces. The collection is also available in sizes 60x60x2cm and 90x90x2cm.

FR 9 tons neutres, du blanc à l'antracite en passant par des nuances de gris chaudes et froides - auxquelles s'ajoutent 2 surfaces métalliques - assortis les uns aux autres, qui rendent ce matériau compatible avec ceux d'autres collections de la gamme Mirage, afin de mieux valoriser encore les solutions d'aménagement et de design.

Idéal pour les sols comme pour les revêtements, Glocal se décline en différents éléments décoratifs à couper et en troisième feu, qui permettent la création de combinaisons graphiques et géométriques sophistiquées.

Comme le veut la tradition chez Mirage, Glocal s'étend au monde de l'outdoor living avec l'offre sur catalogue EVO 2/e, le projet de surfaces pour le revêtement des sols et l'aménagement des espaces extérieurs. La collection est également disponible aux formats 60x60x2cm et 90x90x2cm.

DE 9 neutrale Farbtöne, von Weiß über warme und kühle Grautöne bis hin zu Anthrazit, dazu 2 Metallic-Oberflächen, die perfekt zueinander passen und auch dafür sorgen, dass diese Kollektion vom Materialcharakter her mit den anderen Kollektionen von Mirage kombiniert werden kann, um so die Einrichtungs- und Dekorlösungen noch besser zur Geltung zu bringen.

Glocal ist als Bodenbelag ebenso geeignet wie als Wandverkleidung. Es sind verschiedene Dekorelemente erhältlich, Zuschnitte und Elemente aus Drittbrand, mit denen originelle graphisch-geometrische Kombinationen gestaltet werden können.

Wie es die Tradition von Mirage will, wird Glocal als Teil des Systems EVO 2/e auch für Außenbereiche angeboten, und eignet sich für Bodenbeläge und die Einrichtung von Garten und Terrasse. Die Kollektion ist auch in den Größen 60x60x2 cm und 90x90x2 cm erhältlich.

ES 9 tonos neutros que abarcan desde el blanco al antracita y pasan por matices cálidos y fríos de gris, que se combinan perfectamente entre sí y que permiten su combinación matérica con otras colecciones de la gama Mirage, con el fin de enfatizar aún más las soluciones de decoración y de diseño.

Glocal, ideal para pavimentos y revestimientos, está disponible en diferentes elementos decorativos obtenidos de recortes y de tercer fuego, que permiten crear combinaciones gráficas y geométricas sofisticadas.

De acuerdo con la tradición Mirage, Glocal se extiende al mundo del outdoor living con la propuesta en el catálogo de EVO 2/e, el proyecto de superficies para pavimentos y mobiliario de exteriores. En efecto, la colección también está disponible en los formatos de 60x60x2 cm y 90x90x2 cm.

RU 9 нейтральных цветов, идущих от белого до антрацита через теплые и холодные серые тона, помимо двух металлических поверхностей, прекрасно сочетающихся между собой и позволяющих комбинировать плитку с другими коллекциями гаммы Mirage, чтобы сделать еще более выразительными дизайнерские и интерьерные решения.

Коллекция Glocal идеально подходит, как для облицовки полов, так и стен, и в ней представлены разнообразные декоративные элементы, обрезные и тройного обжига, позволяющие создавать изысканные графические и геометрические комбинации.

По уже установившейся традиции компания Mirage предлагает плитку Glocal также и для наружных работ, представленных в каталоге EVO 2/e – проекте плитки для наружного мощения и элементов обстановки. И действительно, в коллекции имеется также плитка в форматах 60x60x2 см и 90x90x2 см.



160x320 / 63"x126"

160x320 / 63"x126"

120x240 / 48"x96"

120x240 / 48"x96"

60x120 / 24"x48"

120x120 / 48"x48"

60x60 / 24"x24"

60x120 / 24"x48"

GLOCAL

CEMENTING A NEW STYLE

IT L'ampia gamma **Glocal**, studiata per affrontare differenti esigenze progettuali grazie ad una vasta proposta di colori, superfici e formati, si amplia ulteriormente con la **proposta grandi lastre**: disponibili nei formati **160x160 e 160x320 in spessore 6 mm, e 120x240 e 120x120 in spessore 9 mm**.

Le grandi lastre si integrano nella gamma aumentandone le potenzialità, per disporre sempre della dimensione e dello spessore ideale per ogni specifica esigenza progettuale.

GB The wide **Glocal range**, designed to solve different design needs with an extensive variety of colours, surfaces and sizes, is further developed with the **large-size slabs line**: available in sizes **160x160 and 160x320 in 6 mm thickness, and 120x240 and 120x120 in 9 mm thickness**.

These large-size slabs complete the range and increase its potential, making the ideal size and thickness available for every specific design need.

FR La **large gamme Glocal**, conçue pour répondre à des exigences conceptuelles variées grâce à un choix étendu de couleurs, de surfaces et de formats, s'étoffe encore avec l'apparition des **grandes plaques**: disponibles dans les formats **160x160 et 160x320 pour l'épaisseur de 6 mm, et 120x240 et 120x120 pour l'épaisseur de 9 mm**.

Les grandes plaques s'intègrent dans la gamme et en augmentent les potentialités, afin de toujours disposer de la dimension et de l'épaisseur idéales pour chaque exigence conceptuelle spécifique.

DE Das **große Glocal - Angebot**, das für verschiedene Projektanforderungen entwickelt wurde, erweitert sich dank eines großen Sortiments von Farben, Oberflächen und Formaten mit dem **Vorschlag von großen Formaten**: Sie sind in den Abmessungen **160x160 und 160x320 in der Stärke 6 mm und 120x240 und 120x120 in der Stärke 9 mm erhältlich**. Die großen Formate integrieren sich in das Angebot und erhöhen die Potentialität, um immer über die ideale Abmessung und Stärke für jede spezifische Projektanforderung verfügen zu können.

ES La **vasta gama Glocal** ha sido concebida para afrontar las distintas exigencias de los proyectos, gracias a su amplia propuesta de colores, superficies y formatos, adicionalmente ampliada con **las grandes placas** en los formatos **160x160 y 160x320 con 6 mm de espesor, así como 120x240 y 120x120 con 9 mm de espesor**.

Las grandes placas se suman al repertorio aumentando así las potencialidades a fin de que se disponga siempre del tamaño y del espesor ideal para cada exigencia de proyecto.

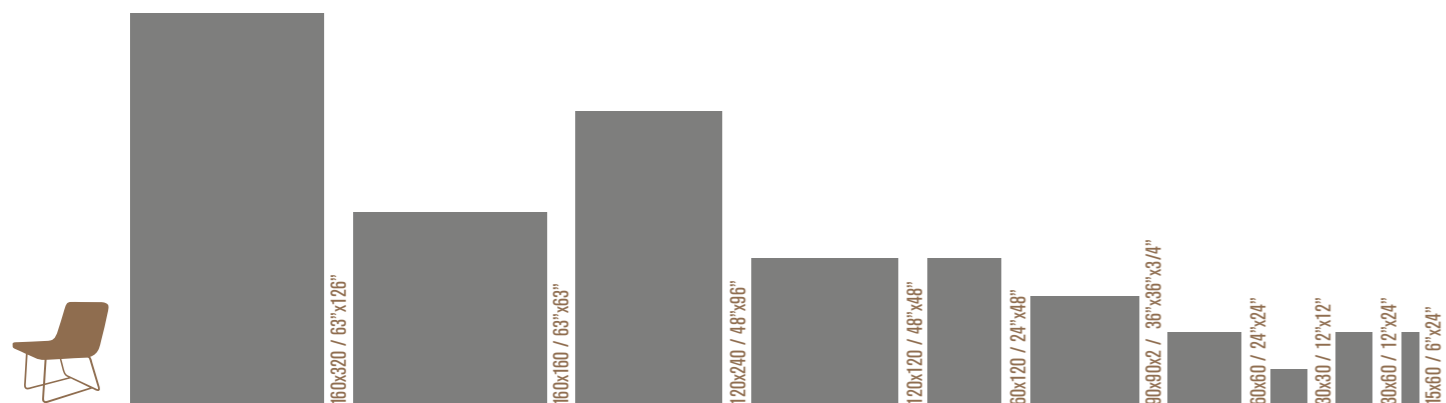
RU Широкая гамма изделий серии **Glocal** разработана для решения самых разных проектных задач с помощью богатой цветовой палитры, разнообразия поверхностей и форматов изделий. С этой целью в коллекцию вошли новые крупноформатные плиты размером **160x160 и 160x320 толщиной 6 мм, а также 120x240 и 120x120 толщиной 9 мм**.

Включение в ассортимент крупноформатных плит позволяет расширить его потенциальные возможности за счет наличия соответствующих любым требованиям проекта керамических изделий, необходимого размера и толщины.

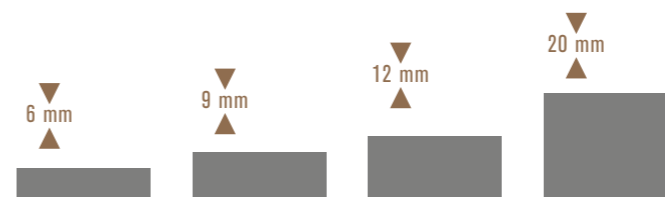
GLO CAL

CEMENTING A NEW STYLE

SIZES



THICKNESSES



SURFACES

- NATURALE
- SPAZZOLATA
- STRUTTURATA
- SILK

EFFETTO CEMENTO

GC09
TOFFEE

GC08
CHAMOIS

GC07
SUGAR

GC01
CLEAR

GC02
PERFECT

GC03
IDEAL


GC04
TYPE

GC05
CLASSIC

GC06
ABSOLUTE

GC20
IRON

GC21
CORTEN



EFFETTO METALLO



SOFT LIFE

LIVING ROOM

GLOCAL

WALL
GC 02 PERFECT NAT
60x120 / 24"x48"

FLOOR
GC 03 IDEAL SP
120x120 / 48"x48"

JEWELS

TOP
JW 02 CALACATTA LUC



07
SUGAR
09
TOFFEE



GLOCAL
WALL
GC 09 TOFFEE SP
GC 07 SUGAR SP
160x320 / 63"x126"
FLOOR
GC 07 SUGAR SP
60x60 / 24"x24"



DEPOT PROJECT



Designed by Odo Fioravanti
<http://www.fioravanti.eu/>

GLOCAL

WALL
DECORO DEPOT
60x60 / 24"x24"

- IT** Depot by Odo Fioravanti.
Sottili crocini sempre diversi brillano su un fondo di materia più opaca e sfiammata, quasi a sembrare appendici consumate e lucidate dall'usura, come quelle parti di certe statue di bronzo che se toccate sono di buon auspicio.
- GB** Depot by Odo Fioravanti.
Small, subtle printing marks, each different from the next, sparkle on a more matt, flamed background, seeming almost like appendices worn and polished with use, like the parts of certain bronze statues people touch for good luck.
- FR** Depot by Odo Fioravanti.
De fines croix toutes différentes les unes des autres brillent sur un fond de matière mate et hâvie, usée et reluie, à l'instar de ces statues de bronze dont certaines parties sont sans cesse effleurées à la recherche d'une grâce.
- DE** Depot bei Odo Fioravanti.
Subtile, kaum wahrnehmbare aber stets unterschiedliche Kreuze glänzen auf einem Grund, der matter ist und fast abgenutzt und abgewetzt scheint, wie Teile von Bronzestatuen, die abgegriffen sind, weil sie viele Male berührt wurden, weil ihr Streicheln Glück bringen soll.
- ES** Depot de Odo Fioravanti.
Delgadas cruces, siempre diferentes, brillan sobre un fondo de materia más mate y flameada, casi como apéndices desgastados y pulidos por el uso, como esas partes de algunas estatuas de bronce que son tocadas para invocar la buena suerte.
- RU** Depot by Odo Fioravanti.
Тонкие линии разных по размеру крестиков поблескивают на фоне матового бледного материала, напоминая изношенные и отшлифованные временем отrostki на старинных бронзовых статуях, прикосновение к которым, как считается, приносит удачу.





FRESH TASTE

KITCHEN

05
CLASSIC



GLOCAL

WALL
GC 05 CLASSIC SP
15x60 / 6"x24"

COUNTER TOP
GC 05 CLASSIC SP

FLOOR
GC 05 CLASSIC NAT
60x60 / 24"x24"

JEWELS

WALL
JW 12 BIANCO LUNENSIS LUC
120x240 / 48"x96"





GLOCAL
WALL
GC 05 CLASSIC SP
15x60 / 6"x24"
COUNTER TOP
GC 05 CLASSIC SP
FLOOR
GC 05 CLASSIC NAT
60x60 / 24"x24"





OUT DOOR

INDOOR / OUTDOOR

GLOCAL

INSIDE FLOOR
GC 04 TYPE SP
120x120 / 48"x48"

OUTSIDE FLOOR
GC 04 TYPE ST
60x80 / 24"x24"

WALL
RIFT BLACK
10,5x45 / 4 1/5"x18"



03
IDEAL




GLOCAL
WALL
GC 03 IDEAL SP
120x240 / 48"x96"
FLOOR
GC 03 IDEAL SP
120x120 / 48"x48"
OUT DOOR
GC 03 IDEAL ST
60x60x2 / 24"x24"
NORR
CHAIR
VIT RR 01 ST
90x90 / 36"x36"



GLOCAL

FLOOR
GC 02 PERFECT ST
90x90x2 / 36"x36"

GC 03 IDEAL ST
60x60x2 / 24"x24"





NATURAL POWER

BATHROOM / WELLNESS

03
IDEAL
06
ABSOLUTE



GLOCAL

WALL
GC03 IDEAL SP
160x320 / 63"x126"

FLOOR
GC 06 ABSOLUTE NAT
60x120 / 24"x48"



AREA RELAX

GLOCAL

WALL
GC 04 TYPE NAT
60x120 / 24"x48"

FLOOR
GC 04 TYPE NAT
60x60 / 24"x24"

SHOWER
GC 04 TYPE ST
90x90x2 / 36"x36"

JEWELS

VANITY TOP
JW 12 BIANCO LUNENSIS LUC



04
TYPE



POP JOB

WALL
PJ 20 WHITE LUC
14,4x29,7 / 6"x12"

GLOCAL

WALL
GC 06 ABSOLUTE SP
120x240 / 48"x96"

FLOOR
GC 01 CLEAR NAT
60x60 / 24"x24"





JOIN UP

RESTAURANT, HOTEL AND OFFICE



GLOCAL

WALL
GC 09 TOFFEE SP
160x320 / 63"x126"

FLOOR
GC 06 ABSOLUTE SP
120x120 / 48"x48"

COUNTER TOP
JEWELS
JW 17 MOONLESS LUC
160x320 / 63"x126"



GLOCAL

WALL
GC 20 IRON SP
160x320 / 63"x126"

FLOOR
GC 03 IDEAL SP
160x160 / 63"x63"

TABLES
JW02 CALACATTA REALE LUC
60x60 / 24"x24"





GLOCAL

WALL
GC 05 CLASSIC SP
120x240 / 48"x96"

MATCHING DECORS
TISSUE ROSE
7,5x28 / 3"x11"

FLOOR
GC 05 CLASSIC SP
120x120 / 48"x48"

21
CORTEN
04
TYPE
20
IRON



GLOCAL

WALL
GC 21 CORTEN SP
160x320 / 63"x126"

COUNTER
GC 20 IRON SP
160x320 / 63"x126"

FLOOR
GC 04 TYPE NAT
60x120 / 24"x48"



GLOCAL

WALL
GC 01 CLEAR SP
GC 02 PERFECT SP
GC 03 IDEAL SP
15x60 / 6"x24"

GC 04 TYPE SP
120x240 / 48"x96"

FLOOR
GC 06 ABSOLUTE SP
60x120 / 24"x48"



04
TYPE



01
CLEAR

05
CLASSIC



GLOCAL

WALL
GC 01 CLEAR SP
160x320 / 63"x126"

FLOOR
GC 05 CLASSIC SP
160x160 / 63"x63"

SHOWER TRAY
GC 05 CLASSIC
90x90x2 / 36"x36"

SEAT
JW02 CALACATTA REALE LUC
160x320 / 63"x126"



GLOCAL

WALL
ENSEMBLE GC02
30x30 / 12"x12"

FLOOR
ENSEMBLE GC02
30x30 / 12"x12"

GC02 PERFECT NAT
60x60 / 24"x24"



ENSEMBLE



CLEAR GC 01



Formati Nominali Nominal Sizes	Superficie Finish	Spessore mm Thickness mm
30x30 / 12"x12"	NAT NOT RECT	9
15x60 / 6"x24"	SP RECT	9
30x60 / 12"x24"	NAT RECT	9
30x60 / 12"x24"	SP RECT	9
30x60 / 12"x24"	ST RECT	9
60x60 / 24"x24"	NAT RECT	9
60x60 / 24"x24"	SP RECT	9
60x60 / 24"x24"	ST RECT	9
60x120 / 24"x48"	SP / NAT RECT	9
120x120 / 48"x48"	SP RECT	9
120x240 / 48"x96"	SP RECT	9
160x160 / 63"x63"	SP RECT	6
160x320 / 63"x126"	SP RECT	6
162x324 / 63 3/4"x127 1/2"	SLK NOT RECT	12

Stucchi consigliati
Recommended grouts

KERAKOLL	02 Grigio Luce
MAPEI	111 Grigio Argento
LATICRETE	88 Silver Shadow

TYPE GC 04



Formati Nominali Nominal Sizes	Superficie Finish	Spessore mm Thickness mm
15x60 / 6"x24"	SP RECT	9
30x60 / 12"x24"	NAT RECT	9
30x60 / 12"x24"	SP RECT	9
30x60 / 12"x24"	ST RECT	9
60x60 / 24"x24"	NAT RECT	9
60x60 / 24"x24"	SP RECT	9
60x60 / 24"x24"	ST RECT	9
60x120 / 24"x48"	SP / NAT RECT	9
120x120 / 48"x48"	SP RECT	9
120x240 / 48"x96"	SP RECT	9
60x60 / 24"x24"	ST RECT	20
90x90 / 36"x36"	ST RECT	20

Stucchi consigliati
Recommended grouts

KERAKOLL	04 Grigio Ferro
MAPEI	113 Grigio Cemento
LATICRETE	34 Sand Stone

PERFECT GC 02




Formati Nominali Nominal Sizes	Superficie Finish	Spessore mm Thickness mm
30x30 / 12"x12"	NAT NOT RECT	9
15x60 / 6"x24"	SP RECT	9
30x60 / 12"x24"	NAT RECT	9
30x60 / 12"x24"	SP RECT	9
30x60 / 12"x24"	ST RECT	9
60x60 / 24"x24"	NAT RECT	9
60x60 / 24"x24"	SP RECT	9
60x60 / 24"x24"	ST RECT	9
60x120 / 24"x48"	SP / NAT RECT	9
120x120 / 48"x48"	SP RECT	9
120x240 / 48"x96"	SP RECT	9
160x160 / 63"x63"	SP RECT	6
160x320 / 63"x126"	SP RECT	6

Stucchi consigliati
Recommended grouts

KERAKOLL	03 Grigio Perla
MAPEI	110 Manhattan
LATICRETE	89 Smoke Grey

CLASSIC GC 05



Formati Nominali Nominal Sizes	Superficie Finish	Spessore mm Thickness mm
15x60 / 6"x24"	SP RECT	9
30x60 / 12"x24"	NAT RECT	9
30x60 / 12"x24"	SP RECT	9
30x60 / 12"x24"	ST RECT	9
60x60 / 24"x24"	NAT RECT	9
60x60 / 24"x24"	SP RECT	9
60x60 / 24"x24"	ST RECT	9
60x120 / 24"x48"	SP / NAT RECT	9
120x120 / 48"x48"	SP RECT	9
120x240 / 48"x96"	SP RECT	9
60x60 / 24"x24"	ST RECT	20
90x90 / 36"x36"	ST RECT	20

Stucchi consigliati
Recommended grouts

KERAKOLL	05 Antracite
MAPEI	114 Antracite
LATICRETE	45 Raven

IDEAL GC 03



Formati Nominali Nominal Sizes	Superficie Finish	Spessore mm Thickness mm
30x30 / 12"x12"	NAT NOT RECT	9
15x60 / 6"x24"	SP RECT	9
30x60 / 12"x24"	NAT RECT	9
30x60 / 12"x24"	SP RECT	9
30x60 / 12"x24"	ST RECT	9
60x60 / 24"x24"	NAT RECT	9
60x60 / 24"x24"	SP RECT	9
60x60 / 24"x24"	ST RECT	9
60x120 / 24"x48"	SP / NAT RECT	9
120x120 / 48"x48"	SP RECT	9
120x240 / 48"x96"	SP RECT	9
160x160 / 63"x63"	SP RECT	6
160x320 / 63"x126"	SP RECT	6
162x324 / 63 3/4"x127 1/2"	SLK NOT RECT	12
60x60 / 24"x24"	ST RECT	20
90x90 / 36"x36"	ST RECT	20
120x120 / 48"x48"	ST RECT	20

Stucchi consigliati
Recommended grouts

KERAKOLL	04 Grigio Ferro
MAPEI	112 Grigio Medio
LATICRETE	78 Sterling Silver

ABSOLUTE GC 06



Formati Nominali Nominal Sizes	Superficie Finish	Spessore mm Thickness mm
15x60 / 6"x24"	SP RECT	9
30x60 / 12"x24"	NAT RECT	9
30x60 / 12"x24"	SP RECT	9
30x60 / 12"x24"	ST RECT	9
60x60 / 24"x24"	NAT RECT	9
60x60 / 24"x24"	SP RECT	9
60x60 / 24"x24"	ST RECT	9
60x120 / 24"x48"	SP / NAT RECT	9
120x120 / 48"x48"	SP RECT	9
120x240 / 48"x96"	SP RECT	9
60x60 / 24"x24"	ST RECT	20
90x90 / 36"x36"	ST RECT	20
120x120 / 48"x48"	ST RECT	20

Stucchi consigliati
Recommended grouts

KERAKOLL	05 Antracite
MAPEI	114 Antracite
LATICRETE	45 Raven

SUGAR GC 07



LEED Compliant V2

Formati Nominali Nominal Sizes	Superficie Finish	Spessore mm Thickness mm
30x30 / 12"x12"	NAT NOT RECT	9
15x60 / 6"x24"	SP RECT	9
30x60 / 12"x24"	NAT RECT	9
30x60 / 12"x24"	SP RECT	9
30x60 / 12"x24"	ST RECT	9
60x60 / 24"x24"	NAT RECT	9
60x60 / 24"x24"	SP RECT	9
60x60 / 24"x24"	ST RECT	9
60x120 / 24"x48"	SP / NAT RECT	9
120x120 / 48"x48"	SP RECT	9
120x240 / 48"x96"	SP RECT	9
160x160 / 63"x63"	SP RECT	6
160x320 / 63"x126"	SP RECT	6
162x324 / 63 3/4"x127 1/2"	SLK NOT RECT	12

Stucchi consigliati
Recommended grouts

KERAKOLL	04 Grigio Ferro
MAPEI	112 Grigio Medio
LATICRETE	78 Sterling Silver

IRON GC 20



LEED Compliant V2

Formati Nominali Nominal Sizes	Superficie Finish	Spessore mm Thickness mm
15x60 / 6"x24"	SP RECT	9
30x60 / 12"x24"	SP RECT	9
60x60 / 24"x24"	SP RECT	9
60x120 / 24"x48"	SP RECT	9
160x160 / 63"x63"	SP RECT	6
160x320 / 63"x126"	SP RECT	6
162x324 / 63 3/4"x127 1/2"	SLK NOT RECT	12

Stucchi consigliati
Recommended grouts

KERAKOLL	05 Antracite
MAPEI	114 Antracite
LATICRETE	45 Raven

CHAMOIS GC 08



20 mm Outdoor LEED Compliant V2

Formati Nominali Nominal Sizes	Superficie Finish	Spessore mm Thickness mm
30x30 / 12"x12"	NAT NOT RECT	9
15x60 / 6"x24"	SP RECT	9
30x60 / 12"x24"	NAT RECT	9
30x60 / 12"x24"	SP RECT	9
30x60 / 12"x24"	ST RECT	9
60x60 / 24"x24"	NAT RECT	9
60x60 / 24"x24"	SP RECT	9
60x60 / 24"x24"	ST RECT	9
60x120 / 24"x48"	SP / NAT RECT	9
120x120 / 48"x48"	SP RECT	9
120x240 / 48"x96"	SP RECT	9
160x160 / 63"x63"	SP RECT	6
160x320 / 63"x126"	SP RECT	6
60x60 / 24"x24"	ST RECT	20
90x90 / 36"x36"	ST RECT	20

Stucchi consigliati
Recommended grouts

KERAKOLL	04 Grigio Ferro
MAPEI	112 Grigio Medio
LATICRETE	78 Sterling Silver

CORTEN GC 21



LEED Compliant V2

Formati Nominali Nominal Sizes	Superficie Finish	Spessore mm Thickness mm
15x60 / 6"x24"	SP RECT	9
30x60 / 12"x24"	SP RECT	9
60x60 / 24"x24"	SP RECT	9
60x120 / 24"x48"	SP RECT	9
160x160 / 63"x63"	SP RECT	6
160x320 / 63"x126"	SP RECT	6
162x324 / 63 3/4"x127 1/2"	SLK NOT RECT	12

Stucchi consigliati
Recommended grouts

KERAKOLL	04 Grigio Ferro
MAPEI	113 Grigio Cemento
LATICRETE	34 Sand Stone

TOFFEE GC 09




LEED Compliant V2

Formati Nominali Nominal Sizes	Superficie Finish	Spessore mm Thickness mm
15x60 / 6"x24"	SP RECT	9
30x60 / 12"x24"	NAT RECT	9
30x60 / 12"x24"	SP RECT	9
30x60 / 12"x24"	ST RECT	9
60x60 / 24"x24"	NAT RECT	9
60x60 / 24"x24"	SP RECT	9
60x60 / 24"x24"	ST RECT	9
60x120 / 24"x48"	SP / NAT RECT	9
120x120 / 48"x48"	SP RECT	9
120x240 / 48"x96"	SP RECT	9
160x160 / 63"x63"	SP RECT	6
160x320 / 63"x126"	SP RECT	6

Stucchi consigliati
Recommended grouts


KERAKOLL	05 Antracite
MAPEI	114 Antracite
LATICRETE	45 Raven

GLO CAL




MIX 1 30x30 / 12"x12"
NAT NO SQ

GC01 CLEAR	33%
GC02 PERFECT	34%
GC03 IDEAL	33%



MIX 2 30x30 / 12"x12"
NAT NO SQ

GC01 CLEAR	33%
GC07 SUGAR	34%
GC08 CHAMOIS	33%



MIX 3 30x30 / 12"x12"
NAT NO SQ

GC01 CLEAR	20%
GC02 PERFECT	20%
GC03 IDEAL	20%
GC07 SUGAR	20%
GC08 CHAMOIS	20%



GLO
CAL

PAVIMENTO E RIVESTIMENTO
FLOOR AND WALL



ENSEMBLE GC 02




ENSEMBLE GC 07




30x30 / 12"x24" SQ



LAYING PATTERN #1



LAYING PATTERN #2



LAYING PATTERN #3



LAYING PATTERN #4



GLOCAL

ENSEMBLE GC02
30x30 / 12"x12"

GC02 PERFECT NAT SQ
60x60 / 24"x24"

GLOCAL

RIASSUNTIVO FORMATI E IMBALLI

SUMMARY OF SIZES AND PACKAGING
 ÜBERSICHT ÜBER FORMATE UND VERPACKUNGEN
 RÉCAPITULATIF FORMATS ET EMBALLAGES
 SINÓPTICO DE FORMATOS Y EMBALAJES
 КРАТКАЯ ИНФОРМАЦИЯ О ФОРМАТАХ И УПАКОВКАХ

	160x320 63"x126"	162x324 63 ³ / ₄ "x127 ¹ / ₂ "	160x160 63"x63"	30x30 12"x12"	15x60 6"x24"	30x60 12"x24"	30x60 12"x24"	30x60 12"x24"	30x60 12"x24"	60x60 24"x24"	60x60 24"x24"	60x60 24"x24"	60x120 24"x48"	60x120 24"x48"	120x120 48"x48"	120x240 48"x96"	60x60 24"x24"	90x90 36"x36"				
Spessore - Thickness	6 mm	12 mm	6 mm	9 mm	9 mm	9 mm	9 mm	9 mm	9 mm	9 mm	9 mm	9 mm	9 mm	9 mm	9 mm	9 mm	20 mm	20 mm				
Superficie - Surface	SP	SLK NO SQ	SP	NAT NO SQ	SP	SP	NAT	ST	NAT	SP	ST	NAT	SP	SP	SP	R11 ST	R11 ST					
	Clear GC 01	TQ22	ON DEMAND*	TT96	TH71	T075	T061	TF97	TH79	TF91	T053	TM20	TF85	TY75	TX92	TY01	-	-	TG77	TI26	A	
	Perfect GC 02	TQ23	-	TT97	TH72	T076	T062	TF98	TH80	TF92	T054	TM21	TF86	TY76	TX93	TY02	-	-	TG78	TI27	A	
	Ideal GC 03	T006	ON DEMAND*	TT98	TH73	T077	T063	TF99	TH81	TF93	T055	TM22	TF87	TY77	TX94	TY03	TG50	TG54	TG79	TI28	A	
	Type GC 04	-	-	-	-	T078	T064	TG00	TH82	TF94	T056	TM23	TF88	TY78	TX95	TY04	TG51	TG55	TG80	TI29	-	
	Classic GC 05	-	-	-	-	T079	T065	TG01	TH83	TF95	T057	TM24	TF89	TY79	TX96	TY05	TG52	TG56	TG81	TI30	-	
	Absolute GC 06	-	-	-	-	T080	T066	TG02	A	TF96	T058	TM25	TF90	TY80	TX97	TY06	TG53	TG57	TG82	TI33	-	
	Sugar GC 07	TQ25	ON DEMAND*	TT99	TR20	T081	T067	T070	A	TN76	T059	T051	T020	TY81	TX98	TY07	-	-	T041	T044	B T047	
	Chamois GC 08	TQ26	-	TU00	TR21	T082	T068	T071	A	TN77	T037	T036	T021	TY82	TX99	TY08	TN75	TN84	T042	T045		
	Toffee GC 09	TQ27	-	TU01	-	T083	T069	T072	A	TN78	T060	T052	T022	TY83	TY00	TY09	-	-	T043	T046		
	Iron GC 20	TQ28	ON DEMAND*	TU02	-	TS40	T073	-	-	-	TN48	-	-	T023	-	-	-	-	TQ57	TQ55	-	
	Corten GC 21	TQ29	ON DEMAND*	TU03	-	TS41	T074	-	-	-	TN49	-	-	T024	-	-	-	-	TQ58	TQ56	-	
	Peso lordo per scatola Gross weight per box	Please refer to page 122			19,73	26,92	26,92	26,18	26,18	24,93	24,93	24,93	32,29	32,29	Please refer to page 120			32,57	37,60	-	-	-
	Pezzi per scatola Pieces for box	Please refer to page 122			12	14	14	7	7	3	3	3	2	2	Please refer to page 120			2	1	6	6	6
	Mq. scatola Mq. box	Please refer to page 122			1,08	1,26	1,26	1,26	1,26	1,08	1,08	1,08	1,44	1,44	Please refer to page 120			0,72	0,81	-	-	-
	Scatole per full pallet Boxes per full pallet	Please refer to page 122			48	40	40	40	40	40	40	40	15	15	Please refer to page 120			30	18	-	-	-
	Mq./pallet	Please refer to page 122			51,84	50,40	50,40	50,40	50,40	43,20	43,20	43,20	21,60	21,60	Please refer to page 120			21,60	14,58	-	-	-







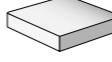
Per i formati 160x160, 160x320 e 162x324 è possibile prevedere l'applicazione di una stuoia in fibra di vetro: € 12,00 /mq (prezzo netto).
 The price for the application of a fibreglas mat on the backside of the slab of sizes 160x160, 160x320 and 162x324 is of € 12,00 /sqm (NET price).













* On Demand, con lotto di produzione minima
 On Demand, with a minimum production lot

A: Available













RIASSUNTIVO FORMATI E IMBALLI

SUMMARY OF SIZES AND PACKAGING
ÜBERSICHT ÜBER FORMATE UND VERPACKUNGEN
RÉCAPITULATIF FORMATS ET EMBALLAGES
SINÓPTICO DE FORMATOS Y EMBALAJES
КРАТКАЯ ИНФОРМАЦИЯ О ФОРМАТАХ И УПАКОВКАХ

						
Battiscopa 7,2x60 2 7/8"x24"	Gradino A 30x60 12"x24"	Gradino A 30x120 12"x48"	Gradino G 30x60 12"x24"	Gradino B 33x60 13 1/5"x24"	Gradino B 33x120 13 1/5"x48"	Gradino B Ang. 33x33 13 1/5"x13 1/5"

	SP	NAT	SP	NAT	SP	NAT	SP	NAT	SP	NAT	SP	NAT	SP
 Clear GC 01	TS48	TI79	TS66	TI85	TS66	TI93	TS72	TL06	TS54	TL18	A	TL12	TS60
 Perfect GC 02	TS49	TI80	TS67	TI86	TS67	TI94	TS73	TL07	TS55	TL19	A	TL13	TS61
 Ideal GC 03	TS50	TI81	TS68	TI87	TS68	TI95	TS74	TL08	TS56	TL20	A	TL14	TS62
 Type GC 04	TS51	TI82	TS69	TI88	TS69	TI96	TS75	TL09	TS57	TL21	A	TL15	TS63
 Classic GC 05	TS52	TI83	TS70	TI89	TS70	TI97	TS76	TL10	TS58	TL22	A	TL16	TS64
 Absolute GC 06	TS53	TI84	TS71	TI90	TS71	TI98	TS77	TL11	TS59	TL23	A	TL17	TS65
 Sugar GC 07	TP36	TP11	TP10	TP18	TP18	TP24	TP23	T097	T096	TP05	A	T089	T088
 Chamois GC 08	TP37	TP13	TP12	TP19	TP19	TP26	TP25	T099	T098	TP06	A	T091	T090
 Toffee GC 09	TP38	TP15	TP14	TP20	TP20	TP28	TP27	TP02	TP01	TP07	A	T093	T092
 Iron GC 20	TP39	-	TP16	-	TP21	-	TP29	-	TP03	-	TP08	-	T094
 Corten GC 21	TP40	-	TP17	-	TP22	-	TP30	-	TP04	-	TP09	-	T095
 Mq./pallet	10	7	4	7	4	7	4	2	4				

A: Available

							
	Ensemble 30x30 12"x12"	Depot 60x60 24"x24"	Mesh 30x30 12"x12"	Maioliche di Sant'Antonio 15x15 6"x6"	Maioliche Light 30x60 12"x24"	Ruche 12,5x10,9 5"x4 1/2"	Tissue 7,5x28 3"x11"
	ENSEMBLE GC02 TT63	TS78 DEPOT GC20	T039 GC20 T040 GC21	Black SP94 Blue SR24 Mix SR26 Taupe SR25	Black T159 Blue T160 Mix T161 Taupe T162	Blanc TC46 Noir TC47	Blanc TC31 Noir TC32 Beige TI50 Grey TI51 Azul TI52 Rose TI53 Jaune TI54
 Peso lordo per scatola Gross weight per box	-	-	-	3,96	15,20	10,74	8,00
 Pezzi per scatola Pieces for box	12	3	6	8	4	44	22
 Mq. scatola Mq. box	-	-	-	0,18	0,72	0,457	0,37
 Scatole per full pallet Boxes per full pallet	-	-	-	186	39	48	72
 Mq./pallet	-	-	-	33,48	28,08	21,94	26,64



BIG SIZES

6 MM

Mirage® raccomanda l'utilizzo delle grandi lastre in spessore 6 mm per le sole applicazioni in ambito residenziale, commerciale a traffico leggero e comunque in contesti ove non vi sia passaggio di carichi puntuali pesanti o transito di carrelli a ruote dure.

La gamma di grandi lastre in 6 mm di spessore è inoltre adatta per la posa su pavimenti preesistenti: è possibile effettuare la posa su vecchi pavimenti o rivestimenti in marmo, pietra naturale, ceramica, senza la necessità di demolire la pavimentazione sottostante.

Per l'applicazione a pavimento, l'adesivo dovrà essere applicato secondo il metodo della doppia spalmatura al fine di assicurare la perfetta distribuzione dello stesso e di garantire un'adesione ottimale, evitando la formazione di eventuali vuoti che potrebbero essere causa di rotture. La posa su massetto è inoltre fortemente condizionata dall'esecuzione ottimale dello stesso, dalla sua completa stagionatura, dal rispetto degli opportuni giunti di dilatazione nonché dalla posa a regola d'arte. Pertanto, in questi casi, Mirage® suggerisce l'utilizzo del gres porcellanato in spessore tradizionale.

ACCORGIMENTI SPECIFICI PER L'APPLICAZIONE DELLE GRANDI LASTRE IN 6 MM DI SPESSORE.

PRECAUTIONS FOR 6MM BIG SLABS APPLICATIONS.

SPEZIFISCHE ANWEISUNGEN ZUR NUTZUNG DER GROSSFORMATE IN 6MM.

PRECAUCIONES ESPECIFICAS PARA LA APLICACION DE LAS GRANDES PLACAS EN 6 MM DE ESPESOR.

PRECAUTIONS SPECIFIQUES POUR LA POSE DES GRANDES PLAQUES EN 6MM D'ÉPAISSEUR.

СПЕЦИАЛЬНЫЕ ПРЕДОСТОРОЖНОСТИ ДЛЯ УКЛАДКИ БОЛЬШИХ ПЛИТ ТОЛЩИНОЙ 6 ММ.

EN Mirage® recommends the use of 6 mm thick large slabs only for residential settings, commercial premises with light traffic or areas not subject to heavy loads or the passage of carriages with hard wheels.

Mirage 6 mm slabs are recommended for renovating existing floors as well, because it can be laid on top of old floors in marble, natural stone and cotto, without requiring demolition works.

For floors, the adhesive must be applied using the double-spread method in order to ensure it is spread evenly and adheres perfectly, avoiding the formation of any air pockets which could cause breakage. The laying result on concrete slabs depends heavily on the quality of the concrete slabs themselves, whether they are fully mature, whether the expansion joints have been set out appropriately and whether it has been laid properly. Therefore, in these cases, Mirage® recommends using traditional-thickness porcelain stoneware.

FR Mirage® recommande d'utiliser les grandes plaques en 6 mm d'épaisseur uniquement pour les applications résidentielles et commerciales à fréquence de passage réduite, ainsi que dans des contextes non marqués par le passage même occasionnel de charges lourdes ou de chariots à roues dures.

Les grandes plaques en 6 mm d'épaisseur sont idéales pour rénover les sols existants. En effet, les dalles peuvent être posées sur des anciens sols en marbre, pierre naturelle, céramique ou cotto, sans devoir entreprendre nécessairement des travaux de démolition ni supporter les inconvénients ou les frais d'une rénovation classique.

La colle devra être appliquée selon la technique du double encollage pour garantir une bonne répartition et une adhérence maximale, ce qui préviendra la formation des bulles d'air susceptibles d'endommager le produit. Ceci parce que la pose collée sur chape dépend énormément de la bonne exécution de la chape, de son bon durcissement, de la correcte réalisation des joints de dilatation, ainsi que de la bonne application des opérations de pose. Dans ce cas, Mirage® recommande le grès cérame d'une épaisseur classique.

DE Mirage® empfiehlt die Nutzung großer Platten mit 6 mm Stärke für eine ausschließliche Anwendung in Wohnanlagen, Geschäften mit geringem Verkehr und auf jeden Fall in Umgebungen, wo keine schwere Fahrzeuge oder Laufwagen mit harten Rädern regelmäßig durchfahren.

Große Platten mit 6 mm Stärke werden für die Renovierung von vorhandenen Böden empfohlen: mit die Platten kann eine Verlegung auf älteren Marmorböden, Naturstein, Keramik und Cotto erfolgen, ohne dass der vorhandene Boden entfernt werden muss und so werden alle Unannehmlichkeiten und die typischen Renovierungskosten vermieden.

Der Kleber muss doppelt aufgetragen werden, um eine perfekte Verteilung und die optimale Haftung zu gewährleisten und so die Bildung von eventuellen Leerstellen zu verhindern, die zu Bruchstellen führen könnten. Der Grund dafür ist, dass die Verlegung auf dem Estrich besonders von der optimalen Ausführung des Estrichs selbst, von seiner vollständigen Reifung, der Beachtung der entsprechenden Ausdehnungsfugen sowie von der nach den Regeln der Kunst ausgeführten Verlegung abhängt. In diesen Fällen jedoch empfiehlt Mirage die Verwendung von Feinsteinzeug mit herkömmlicher Stärke. Generell wird jedoch im Zweifel und zur Sicherheit die Nutzung des Materials in herkömmlicher Stärke empfohlen.

ES Mirage® aconseja utilizar las placas grandes de 6 mm de espesor sólo para aplicaciones residenciales y comerciales de tránsito ligero pero siempre en contextos en los que no transiten cargas concentradas o carretillas de ruedas duras.

Las placas grandes de 6 mm de espesor están aconsejadas para la remodelación de pavimentos existentes: las placas pueden colocarse sobre viejos pavimentos de mármol, piedra natural, cerámica y cotto, sin necesidad de demoliciones, evitando los inconvenientes y los costes típicos de la remodelación tradicional.

Aplicar el adhesivo siguiendo el método del doble extendido (de colla), para asegurar así la perfecta distribución del pegamento y garantizar una óptima adherencia, impidiendo que se formen posibles vacíos que pudieran ocasionar roturas. Esto se debe a que la colocación sobre placa depende en gran medida de la óptima ejecución de la misma, de su completo fraguado, de que se hayan respetado las oportunas juntas de dilatación, así como de que la colocación se haya efectuado correctamente. Mirage® sugiere, en estos casos, la utilización de gres porcelánico de espesor tradicional.

RIASSUNTIVO FORMATI E IMBALLI 120x120 / 48"x48" E 120x240 / 48"x96"

SUMMARY OF SIZES AND PACKAGING
ÜBERSICHT ÜBER FORMATE UND VERPACKUNGEN
RÉCAPITULATIF FORMATS ET EMBALLAGES
SINÓPTICO DE FORMATOS Y EMBALAJES
Краткая информация о форматах и упаковках

Imballo Packaging	Cassa con interfalda 120x240: Ingombro: 268x135,6x35,8 cm Peso: 100 kg Crate with interlayer 120x240: Overall dimensions: 268x135,6x35,8 cm Weight: 100 kg	Pallet + parietali 120x120: Ingombro: 143x123x63 Peso: 53 kg Pallet + sides 120x120: Overall dimensions: 143x123x63 Weight: 53 kg	Cavalletto da 18 lastre Ingombro: 250x75x159 cm Peso: 140 kg Stand containing 18 slabs Overall dimensions: 250x75x159 cm Weight: 140 kg	Cavalletto da 20 scatole Ingombro: 75x130x158 cm Peso: 60 kg Stand containing 20 slabs Overall dimensions: 75x130x158 cm Weight: 60 kg
Formato Dimension	120x240x0,9 120x240x2	120x120	120x240x0,9 120x240x2	120x120
Kg pezzo Kg piece	58 116	29	58 116	29
Pezzi Pieces	18 9	40	18 9	40
Scatole Boxes	- -	20	- -	20
Mq Sqm	51,84 25,92	57,60	51,84 25,92	57,60
Kg Kg	1144 1144	1213	1184 1184	1220
Tipo imballo Type of packaging	-	Scatola Box	-	Scatola Box
Note Notes	Carico su camion: - sovrapposibilità max. su camion n.5 casse; - max. 22 casse su camion (5 spazi) compatibilmente con i limiti di peso totale; - possibilità di affiancare a ciascuna pila nr. 2 europallet; Loading on truck: - stacks of no more than 5 crates; - max. 22 crates per truck (5 spaces) in accordance with the total weight limits; - possibility to place 2 europallets adjacent to each stack;	Carico su camion: - sovrapposibilità max. su camion n.3 casse (si consiglia n.2 casse); - max. 24 casse su camion (8 spazi) compatibilmente con i limiti di peso totale; Loading on truck: - stacks of no more than 3 crates (we recommend only 2); - max. 24 crates per truck (8 spaces) in accordance with the total weight limits;		

RIASSUNTIVO FORMATI E IMBALLI 120x120 / 48"x48" E 120x240 / 48"x96"

SUMMARY OF SIZES AND PACKAGING
ÜBERSICHT ÜBER FORMATE UND VERPACKUNGEN
RÉCAPITULATIF FORMATS ET EMBALLAGES
SINÓPTICO DE FORMATOS Y EMBALAJES
Краткая информация о форматах и упаковках

Container 20 piedi (5,90 x 2,32 x 2,35(h) m)	Container 40 piedi (11,90 x 2,32 x 2,35(h) m)
- nr. 11 casse 120x240 + 2 cavalletti 120x240 - nr. 12 casse 120x120 + 5 cavalletti 120x120 - nr. 5 casse 120x240 + 6 casse 120x120 + 1 cavalletto 120x240 + 2 cavalletti 120x120 - nr. 11 casse 120x240 + 4 spazi dimensione 80cm x 120cm* o 63cmx123cm* o 85cm x 123cm* - nr. 12 casse 120x120 + 5 spazi dimensione 80cm x 120cm* o 63cmx123cm* o 85cm x 123cm* - nr. 5 casse 120x240 + 6 casse 120x120 + 4 spazi dimensione 80cm x 120cm* o 85cm x 123cm* - nr. 5 casse 120x240 + 6 casse 120x120 + 5 spazi dimensione 63cm x 123cm* * Per quanto riguarda il formato 120x120, 160x160 e i formati su pallet 80cm x 120cm, 85cm x 123cm e 63cm x 123cm il calcolo deve tenere conto del peso (in modo da non eccedere i limiti di peso)	- nr. 21 casse 120x240 + 4 cavalletti 120x240 - nr. 24 casse 120x120* - nr. 9 casse 120x240 + 15 casse 120x120* * Per quanto riguarda il formato 120x120, 160x160 e i formati su pallet 80cm x 120cm, 85cm x 123cm e 63cm x 123cm il calcolo deve tenere conto del peso (in modo da non eccedere i limiti di peso)
20'-Container (5.90 x 2.32 x 2.35(h) m)	40'-Container (11.90 x 2.32 x 2.35(h) m)
- nr. 11 crates 120x240 + 2 stands 120x240 - nr. 12 crates 120x120 + 5 stands 120x120 - nr. 5 crates 120x240 + 6 crates 120x120 + 1 stand 120x240 + 2 stands 120x120 - nr. 11 crates 120x240 + 4 spaces measuring 80cm x 120cm* or 63cmx123cm* or 85cm x 123cm* - nr. 12 crates 120x120 + 5 spaces measuring 80cm x 120cm* or 63cmx123cm* or 85cm x 123cm* - nr. 5 crates 120x240 + 6 crates 120x120 + 4 spaces measuring 80cm x 120cm* or 85cm x 123cm* - nr. 5 crates 120x240 + 6 crates 120x120 + 5 spaces measuring 63cm x 123cm* * For 120x120, 160x160 and formats loaded on pallets measuring 80cm x 120cm, 85cm x 123cm and 63cm x 123cm, the quantities loaded must take into account the weight (in order not to exceed the maximum weight limits)	- 21 crates 120x240 + 4 stands 120x240 - 24 crates 120x120* - 9 crates 120x240 + 15 crates 120x120* * For 120x120, 160x160 and formats loaded on pallets measuring 80cm x 120cm, 85cm x 123cm and 63cm x 123cm, the quantities loaded must take into account the weight (in order not to exceed the maximum weight limits)

Tipo pallet Type of pallet	Principali formati per tipo pallet Main dimentions per type of pallet
63cm x 123cm	30x120, 30x120x2, 60x120, 60x120x2, 20x120x2
80cm x 120cm	60x60, 60x60x2, 30x60, 15x60
85cm x 123cm	20x120

RIASSUNTIVO FORMATI E IMBALLI 160x160 / 63"x63" E 160x320 / 63"x126"





SUMMARY OF SIZES AND PACKAGING

ÜBERSICHT ÜBER FORMATE UND VERPACKUNGEN

RÉCAPITULATIF FORMATS ET EMBALLAGES

SINÓPTICO DE FORMATOS Y EMBALAJES

Краткая информация о форматах и упаковках

											
Imballo Packaging	Cassa 160x160 Crate with interlayer 160x160	Cassa 160x320 Crate with interlayer 160x320	Cassa 160x320 Crate with interlayer 160x320	Cavalletto da 24 lastre Tipo#1 light Stand containing 24 slabs Type#1 light	Cavalletto da 48 lastre Tipo#2 heavy Stand containing 48 slabs Type#2 heavy	Cavalletto da 18 lastre Tipo#1 light Stand containing 18 slabs Type#1 light	Cavalletto da 38 lastre Tipo#2 heavy Stand containing 38 slabs Type#2 heavy	Cavalletto da 10 lastre Tipo#1 light Stand containing 10 slabs Type#1 light	Cavalletto da 22 lastre Tipo#2 heavy Stand containing 22 slabs Type#2 heavy		
Ingombro Overall dimensions	183x174x41 cm	344x175x37 cm	344x175x37 cm	170x75x200 cm	170x75x200 cm	330x75x200 cm	330x75x200 cm	330x75x200 cm	330x75x200 cm		
Peso Weight	91 kg	139 kg	139 kg	103 kg	103 kg	206 kg	206 kg	206 kg	206 kg		
Formato Dimension	160x160x0,6	160x320x0,6	160x320x1,2	160x160x0,6	160x160x0,6	160x320x0,6	160x320x0,6	160x320x1,2	160x320x1,2		
Kg pezzo Kg piece	41	83	148	41	41	83	83	148	148		
Pezzi Pieces	24	14	8	24	48	18	38	10	22		
Scatole Boxes	-	-	-	-	-	-	-	-	-		
Mq Sqm	61,44	71,68	40,96	61,44	122,88	92,16	194,56	51,20	112,64		
Kg Kg	1081	1294	1323	1093	2083	1691	3341	1686	3462		
Tipo imballo Type of packaging	-	-	-	-	-	-	-	-	-		
Note Notes	Carico su camion: - sovrapposibilità max. su camion n.4 casse; - max. 28 casse su camion (7 spazi) compatibilmente con i limiti di peso totale; Loading on truck: - stacks of no more than 4 crates; - max. 28 crates per truck (7 spaces) in accordance with the total weight limits;	Carico su camion: - sovrapposibilità max. su camion n.5 casse; - max. 15 casse su camion (3 spazi) compatibilmente con i limiti di peso totale; - possibilità di affiancare a ciascuna pila nr. 2 spazi pallet tipo 63 cm x 123 cm ; Loading on truck: - stacks of no more than 5 crates; - max. 15 crates per truck (3 spaces) in accordance with the total weight limits; - possibility to place 2 pallets (type 63 cm x 123 cm) adjacent to each stack;	Carico su camion: - sovrapposibilità max. su camion n.5 casse; - max. 15 casse su camion (3 spazi) compatibilmente con i limiti di peso totale; - possibilità di affiancare a ciascuna pila nr. 2 spazi pallet tipo 63 cm x 123 cm ; Loading on truck: - stacks of no more than 5 crates; - max. 15 crates per truck (3 spaces) in accordance with the total weight limits; - possibility to place 2 pallets (type 63 cm x 123 cm) adjacent to each stack;	- Per ragioni di ottimizzazione spazi, in questo cavalletto possono essere inserite anche 48 lastre. Carico su camion: - max. 21 cavalletti su camion (21 spazi) compatibilmente con i limiti di peso totale; Loading on truck: - In order to optimize spaces this stand can hold up to 48 slabs. Loading on truck: - max. 21 stands per truck (21 spaces) in accordance with the total weight limits;	Carico su camion: - max. 21 cavalletti su camion (21 spazi) compatibilmente con i limiti di peso totale; Loading on truck: - max. 21 stands per truck (21 spaces) in accordance with the total weight limits;	- Per ragioni di ottimizzazione spazi, in questo cavalletto possono essere inserite anche 38 lastre. Carico su camion: - max. 12 cavalletti su camion (12 spazi) compatibilmente con i limiti di peso totale; Loading on truck: - In order to optimize spaces this stand can hold up to 38 slabs. Loading on truck: - max. 12 stands per truck (12 spaces) in accordance with the total weight limits;	Carico su camion: - max. 12 cavalletti su camion (12 spazi) compatibilmente con i limiti di peso totale; Loading on truck: - max. 12 stands per truck (12 spaces) in accordance with the total weight limits;	- Per ragioni di ottimizzazione spazi, in questo cavalletto possono essere inserite anche 22 lastre. Carico su camion: - max. 12 cavalletti su camion (12 spazi) compatibilmente con i limiti di peso totale; Loading on truck: - In order to optimize spaces this stand can hold up to 22 slabs. Loading on truck: - max. 12 stands per truck (12 spaces) in accordance with the total weight limits;	Carico su camion: - max. 12 cavalletti su camion (12 spazi) compatibilmente con i limiti di peso totale; Loading on truck: - max. 12 stands per truck (12 spaces) in accordance with the total weight limits;	Carico su camion: - max. 12 cavalletti su camion (12 spazi) compatibilmente con i limiti di peso totale; Loading on truck: - max. 12 stands per truck (12 spaces) in accordance with the total weight limits;	

RIASSUNTIVO FORMATI E IMBALLI 160x160 / 63"x63" E 160x320 / 63"x126"


SUMMARY OF SIZES AND PACKAGING


ÜBERSICHT ÜBER FORMATE UND VERPACKUNGEN

RÉCAPITULATIF FORMATS ET EMBALLAGES

SINÓPTICO DE FORMATOS Y EMBALAJES

Краткая информация о форматах и упаковках


Container 20 piedi (5,90 x 2,32 x 2,35(h) m)
- nr 5 casse 160x320 + 5 casse 160x160 - nr 5 casse 160x320 + 5 spazi 80 cm x 120 cm* - nr 5 casse 160x320 + 3 spazi 85 cm x 123 cm* - nr 5 casse 160x320 + 4 spazi 63 cm x 123 cm* - nr 15 casse 160x160 + 1 spazio 63 cm x 123 cm - nr 3 cavalletti 160x320 + 5 casse 160x160 - nr 3 cavalletti 160x320 + 5 spazi 80 cm x 120 cm* - nr 3 cavalletti 160x320 + 3 spazi 85 cm x 123 cm* - nr 3 cavalletti 160x320 + 4 spazi 63 cm x 123 cm* - nr 10 cavalletti 160x160 * Per quanto riguarda il formato 120x120, 160x160 e i formati su pallet 80cm x 120cm, 85cm x 123cm e 63cm x 123cm il calcolo deve tenere conto del peso (in modo da non eccedere i limiti di peso)
20'-Container (5.90 x 2.32 x 2.35(h) m)
- nr 5 crates 160x320 + 5 crates 160x160 - nr 5 crates 160x320 + 5 spaces measuring 80 cm x 120 cm* - nr 5 crates 160x320 + 3 spaces measuring 85 cm x 123 cm* - nr 5 crates 160x320 + 4 spaces measuring 63 cm x 123 cm* - nr 15 crates 160x160 + 1 space measuring 63 cm x 123 cm - nr 3 stands 160x320 + 5 crates 160x160 - nr 3 stands 160x320 + 5 spaces measuring 80 cm x 120 cm* - nr 3 stands 160x320 + 3 spaces measuring 85 cm x 123 cm* - nr 3 stands 160x320 + 4 spaces measuring 63 cm x 123 cm* - nr 10 stands 160x160 * For 120x120, 160x160 and formats loaded on pallets measuring 80cm x 120cm, 85cm x 123cm and 63cm x 123cm, the quantities loaded must take into account the weight (in order not to exceed the maximum weight limits)


Container 40 piedi (11,90 x 2,32 x 2,35(h) m)
- nr. 15 casse 160x320 + 2 spazi 80 cm x 120 cm o 85 cm x 123 cm o 63 cm x 123 cm - nr. 27 casse 160x160* - nr 9 cavalletti 160x320 + 3 spazi 80 cm x 120 cm o 85 cm x 123 cm* - nr 9 cavalletti 160x320 + 4 spazi 63 cm x 123 cm - nr 19 cavalletti 160x160 * Per quanto riguarda il formato 120x120, 160x160 e i formati su pallet 80cm x 120cm, 85cm x 123cm e 63cm x 123cm il calcolo deve tenere conto del peso (in modo da non eccedere i limiti di peso)
40'-Container (11.90 x 2.32 x 2.35(h) m)
- nr. 15 crates 160x320 + 2 spaces measuring 80 cm x 120 cm or 85 cm x 123 cm or 63 cm x 123 cm - nr. 27 crates 160x160* - nr 9 stands 160x320 + 3 spaces measuring 80 cm x 120 cm or 85 cm x 123 cm* - nr 9 stands 160x320 + 4 spaces measuring 63 cm x 123 cm - nr 19 stands 160x160 * For 120x120, 160x160 and formats loaded on pallets measuring 80cm x 120cm, 85cm x 123cm and 63cm x 123cm, the quantities loaded must take into account the weight (in order not to exceed the maximum weight limits)

Tipo pallet Type of pallet	Principali formati per tipo pallet Main dimensions per type of pallet
63cm x 123cm	30x120, 30x120x2, 60x120, 60x120x2, 20x120x2
80cm x 120cm	60x60, 60x60x2, 30x60, 15x60
85cm x 123cm	20x120

glocal **caratteristiche tecniche**

Technical specifications - Technische Eigenschaften - Caractéristiques techniques

Características técnicas - Технические характеристики

STANDARD EN 14411 - G

	CARATTERISTICHE TECNICHE TECHNICAL DATA TECHNISCHE DATEN CARACTERISTIQUES TECHNIQUES CARACTERÍSTICAS TÉCNICAS ТЕХНИЧЕСКИЕ ХАРАКТЕРИСТИКИ 技术特征	NORMA STANDARD NORM NORME NORMA НОРМА СТАНДАРТ 标准	VALORI PRESCRITTI DALLE NORME EN 14411 - G INTERNATIONAL STANDARDS EN 14411 - G INTERNATIONALE NORMWERTE EN 14411 - G VALEURS PREVUES PAR LES NORMES EN 14411 - G VALORES PREVISTOS POR LAS NORMAS EN 14411 - G ПРЕДУСМОТРЕННЫЕ СТАНДАРТОМ EN 14411-G EN 14411 - G标准规定值	*VALORE MEDIO MIRAGE MIRAGE AVERAGE VALUE MIRAGE MITTELWERT VALEURS MOYEN MIRAGE VALOR MEDIO MIRAGE СРЕДНЕЕ ЗНАЧЕНИЕ MIRAGE MIRAGE平均值		
	CARATTERISTICHE DIMENSIONALI - SIZE CHARACTERISTICS - MASSEIGENSCHAFTEN DETERMINATION DES CARACTERISTIQUES DIMENSIONNELLES - CARACTERÍSTICAS DIMENSIONALES - РАЗМЕРНЫЕ ХАРАКТЕРИСТИКИ - 尺寸特征					
	LATI SIDES - SEITEN COTES - CANTOS РАЗМЕРЫ СТОРОН - 側边	EN ISO 10545-2	± 0,3% MAX (± 1,0 mm MAX)	CONFORME COMPLYING		
	SPESORE THICKNESS - DICKE ÉPAISSEUR - ESPESOR ТОЛЩИНА - 厚度	EN ISO 10545-2	± 5,0% MAX (± 0,5 mm MAX)	CONFORME COMPLYING		
	RETTILINEITÀ DEGLI SPIGOLI STRAIGHTNESS OF SIDES - GERADLINIGKEIT DER KANTEN RECTITUDE DES ARÊTES - RECTIDUD DE LOS CANTOS КОСОУГОЛЬНОСТЬ - 边角平直度	EN ISO 10545-2	± 0,3% MAX (± 0,8 mm MAX)	CONFORME COMPLYING		
	ORTOGONALITÀ RECTANGULARITY - RECHTWINKLIGKEIT PERPENDICULARITÉ - ORTOGONALIDAD КРИВИЗНА СТОРОН - 直角度	EN ISO 10545-2	± 0,3% MAX (± 1,5 mm MAX)	CONFORME COMPLYING		
	PLANARITÀ SURFACE FLATNESS - EBENFLÄCHIGKEIT PLANEITE DE SURFACE - PLANEIDAD КРИВИЗНА ЛИЦЕВОЙ ПОВЕРХНОСТИ - 平整度	EN ISO 10545-2	± 0,4% MAX (± 1,8 mm MAX)	CONFORME COMPLYING		
	ASSORBIMENTO D'ACQUA WATER ABSORPTION - WASSERAUFNAHME ABSORPTION D'EAU - ABSORCIÓN DE AGUA ВОДОПОГЛОЩЕНИЕ - 吸水率	EN ISO 10545-3	≤ 0,5%	≤ 0,1%		
	RESISTENZA ALLA FLESSIONE FLEXION RESISTANCE - BIEGEFESTIGKEIT RESISTANCE A LA FLEXION - RESISTENCIA A LA FLEXIÓN ПРЕДЕЛ ПРОЧНОСТИ ПРИ ИЗГИБЕ - 抗弯强度	EN ISO 10545-4	S ≥ 700 N (< 7,5 mm) S ≥ 1.300 N (> 7,5 mm) R ≥ 35 N/mm ² .	S ≥ 2.500 N R ≥ 48 N/mm ² (formato 60x60 24"x24" size)		
	RESISTENZA ALL'URTO IMPACT RESISTANCE - STOSSFESTIGKEIT RESISTANCE AUX CHOCs - RESISTENCIA A LOS GOLPES УДАРСТОЙКОСТЬ - 抗冲击强度	EN ISO 10545-5	VALORE DICHIARATO DECLARED VALUE	> 0,80		
	RESISTENZA ALL'ABRASIONE ABRASION RESISTANCE - ABRIEBFESTIGKEIT RESISTANCE A L'ABRASION - RESISTENCIA A LA ABRASIÓN СТОЙКОСТЬ К ИСТИРАНИЮ - 耐磨强度	EN ISO 10545-6	≤ 175 mm ³	< 150 mm ³		
	COEFFICIENTE DI DILATAZIONE TERMICA LINEARE COEFFICIENT OF LINEAR THERMAL-EXPANSION - LINEARER WÄRMEAUSSDEHNUNGSKOEFFIZIENT COEFFICIENT DE DILATATION THERMIQUE LINEAIRE - COEFICIENTE DE DILATACIÓN TÉRMICA LINEAL КОЭФФИЦИЕНТ ЛИНЕЙНОГО ТЕРМИЧЕСКОГО РАСШИРЕНИЯ - 线性热膨胀系数	EN ISO 10545-8	—	α=6,6x10 ⁻⁶ °C ⁻¹		
	RESISTENZA AGLI SBALZI TERMICI RESISTANCE TO THERMAL SHOCKS - BESTÄNDIGKEIT GEGEN TEMPERATURSCHWANKUNGEN RESISTANCE AUX CHOCs THERMIQUES - RESISTENCIA A LOS CHOQUES TÉRMICOS СТОЙКОСТЬ К ПЕРЕПАДАМ ТЕМПЕРАТУРЫ - 耐热突变性	EN ISO 10545-9	TEST SUPERATO SECONDO EN ISO 10545-1 PASS ACCORDING EN ISO 10545-1	NESSUN DANNO NO DAMAGE		
	RESISTENZA AL GELO FROST RESISTANCE - FROSTBESTÄNDIGKEIT RESISTANCE AU GEL - RESISTENCIA AL HIELO МОРОЗОСТОЙКОСТЬ - 耐冻性	EN ISO 10545-12	TEST SUPERATO SECONDO EN ISO 10545-1 PASS ACCORDING EN ISO 10545-1	NESSUN DANNO NO DAMAGE		
	RESISTENZA ALL'ATTACCO CHIMICO RESISTANCE TO CHEMICALS - CHEMIKALIENBESTÄNDIGKEIT RESISTANCE A L'ATTAQUE CHIMIQUE - RESISTENCIA QUÍMICA ХИМИЧЕСКАЯ СТОЙКОСТЬ - 耐化学品作用	EN ISO 10545-13	UB MIN.	UA ULA UHA		
	RESISTENZA ALLE MACCHIE RESISTANCE TO STAINS - FLECKENBESTÄNDIGKEIT RESISTANCE AUX TACHES - RESISTENCIA A LAS MANCHAS УСТОЙЧИВОСТЬ К ПЯТНООБРАЗОВАНИЮ - 防污性	EN ISO 10545-14	VALORE DICHIARATO DECLARED VALUE	5		
	CESSIONE DI PIOMBO E CADMIO LEAD AND CADMIUM DISCHARGE - ABGABE VON BLEI UND CADMIUM PERTE DE PLOMB ET CADMIUM - CESIÓN DE PLOMO Y CADMIO ВЫДЕЛЕНИЕ СВИНЦА И КАДМИЯ - 铅和镉的排放	EN ISO 10545-15	VALORE DICHIARATO DECLARED VALUE	< AL LIMITE DI RILEVAMENTO < THAN INSTRUMENT LIMIT		
			NAT	ST	SP	ST 20mm
	DM. 236/89 BCRA	> 0,40	> 0,40	-	-	> 0,40
	ASTM C1028	SCOF > 0,60	> 0,60	> 0,60	> 0,60	> 0,80
	ANSI A137.1	Wet DCOF > 0,42	> 0,42	> 0,42	-	> 0,60
	AS 4586:2013	-	P3	P5	P3	P5
	BS7976 - Gom.45 - Slid.96	Dry -	58	64	53	68
	BS7976 - Gom.45 - Slid.96	Wet -	40	54	43	46
	BS7976 - Gom.TRL - Slid.55	Dry -	101	105	59	99
	BS7976 - Gom.TRL - Slid.55	Wet -	33	50	33	44
	DIN 51130	-	R10	R11	R9	R11
	DIN 51097	-	A	A+B+C	A	A+B+C
	ENV 12633	≥ CL1	CL2	CL3	CL1	CL3
	BS 7976	≥ 36	≥ 36	≥ 36	≥ 36	≥ 36
	SCIVOLOSITÀ SKID RESISTANCE - RUTSCHWERT GLISSANCE - ADHERENCIA СКОЛЬЗКОСТЬ - 防滑性					

Per i certificati specifici, contattare Mirage SpA - For specific certificates, please contact Mirage SpA - Für die speziellen Zertifikate wenden Sie sich bitte an Mirage SpA - Pour les certificats spécifiques, veuillez contacter Mirage SpA
Para los certificados específicos, contactar Mirage SpA - Для сертификатов обращайтесь в компанию Mirage SpA - 关于具体的证书, 请联系Mirage SpA公司



Made in Italy

www.mirage.it



Mirage.it

Mirageit

Mirage Granito Ceramico S.p.a.

41026 - Pavullo (MO) ITALY - Via Giardini Nord, 225
Tel. +39 0536 29611 - Fax +39 0536 21065
info@mirage.it - www.mirage.it

Mirage Project Point

20121 - Milano ITALY
Via Marsala, 7
Tel. +39 02 65560879

projectpoint-mi@mirage.it
www.mirageprojectpoint.com/milano

Mirage USA INC.

40 Burton Hills BLVD - Suite 200
Nashville - Tennessee (TN) - 37215
Ph. +1 615 386 7070
TAX ID: 75 2773306
info@mirageusa.net
www.mirageusa.net

Mirage Project Point Dubai

Building 5 - Suite B101
d3 Dubai Design District - United Arab Emirates
Ph. +971 4 554 3944
Licence No. 93659
projectpoint-uae@mirage.it
www.mirageprojectpoint.com/dubai