



ESMALTADOS CLASSIC GLAZED TILES CLASSIC

Colores / Colors



Base 33x33 Tile 33x33

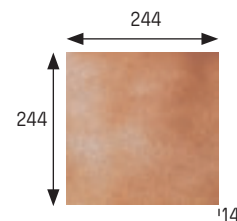
Albany Teka Cod. 901361 · [MC485]



[325x325x16 mm.]

Base 25x25 Tile 25x25

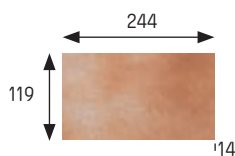
Albany Teka Cod. 900897 · [MC425]
 Isla Malta Cod. 901211 · [MC425]
 Parma Cod. 902830 · [MC425]
 Pisa Cod. 901610 · [MC425]



[244x244x14 mm.]

Base 12x25 Tile 12x25

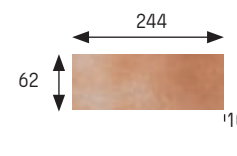
Albany Teka Cod. 901597 · [MC425]
 Isla Malta Cod. 903831 · [MC425]
 Parma Cod. 902831 · [MC425]
 Pisa Cod. 901611 · [MC425]



[119x244x14 mm.]

Base 6x25* Tile 6x25*

Albany Teka Cod. 902191 · [MC470]
 Isla Malta Cod. 902948 · [MC470]
 Parma Cod. 903832 · [MC470]
 Pisa Cod. 903553 · [MC470]



[62x244x10 mm.]

*Se obtiene a partir de base de 12x25 premarcada
 *(It is obtained from 12x25 pre-marked tile)

	Espesor (mm) Thickness (mm)	U.M.*	U.M./caja U.M./box	U.M./Palet U.M./Pallet	Pzs./U.M. Pcs./U.M.	Pzs./caja Pcs/box	Kg./U.M. Kg./U.M.	Kg./caja Kg./box	Kg./Palet Kg./Pallet
Base 33x33 Tile 33x33	16	m ² sqm	0,666	42,624	9	6	32,6	21,75	1391
Base 25x25 Tile 25x25	14	m ² sqm	1	60	16	16	25	12,5	1499
Base 12x25 Tile 12x25	14	m ² sqm	0,50	60	32	16	25	12,5	1499
Base 6x25 (12x25 premarcada) Tile 6x25 (Permarked tile 12x25)	10	m ² sqm	0,64	76,8	64	40	17	10,640	1276,8

*Unidad de Medida. Los artículos medidos en M² o ML se sirven contando la junta normal entre piezas
 *Unit of measure. Items measured in SQM or LM are delivered assuming average joint between pieces

**Consultar datos de embalaje a fábrica según espesor
 **Ask factory for packing information depending of thickness